



2018-19 Report to the Faculty Senate

Michael Sagas

UF Faculty Athletics Representative

Member, Intercollegiate Athletics Committee (IAC)

Professor, Dept. of Tourism, Recreation and Sport Management

March 21, 2019

IAC Mission Statement:

<http://iac.aa.ufl.edu>

- The Intercollegiate Athletic Committee (IAC) is a faculty committee appointed by the President to provide oversight and recommend policies related to academic issues affecting or affected by intercollegiate athletics.
 - **Recommend policy changes** related to academic issues affecting or affected by intercollegiate athletics
 - **Monitoring of admissions and academic progress** of all student-athletes
 - **Receive, review and advise on various reports related to student athlete academic wellbeing**
 - **Report to the faculty on issues related to intercollegiate athletics** via the University Senate
 - **Make additional recommendations to the President** on any other matters related to academic issues affecting or affected by intercollegiate athletics

IAC 2018-19 Agenda

• Meetings

- Sept. 17, 2018
- Nov. 15, 2018
- Feb. 26, 2019
- April 26, 2019

• Agenda

- Graduating senior student-athlete exit interviews
- Monitored tutoring services through annual IAC Tutor Survey
- Continued data collection and monitoring of several academic metrics



Data Collection and Monitoring Program

Peer Group Comparisons

Peer Public Institutions

Peer Publics



Peer Publics

California, UCLA, Illinois, Maryland, Michigan, Minnesota, North Carolina, Ohio St., Penn St., Texas A&M, Texas, Virginia, Washington, Wisconsin

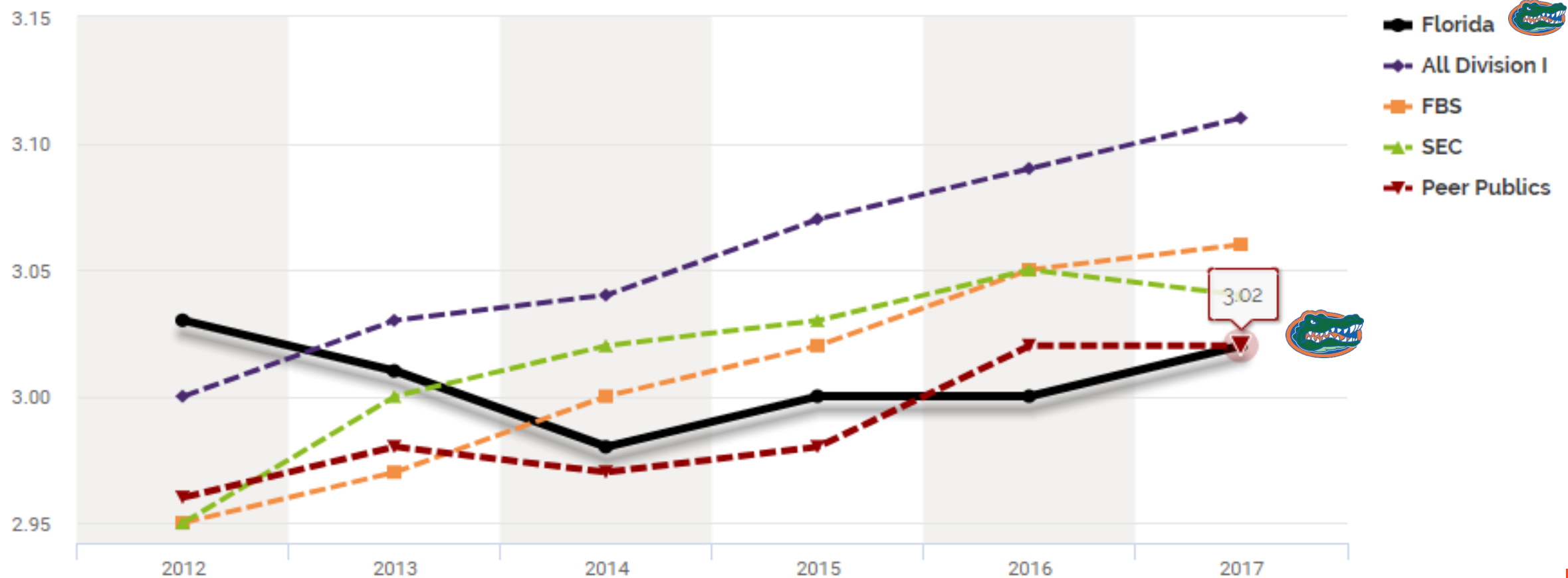


IPP

INSTITUTIONAL
PERFORMANCE
PROGRAM

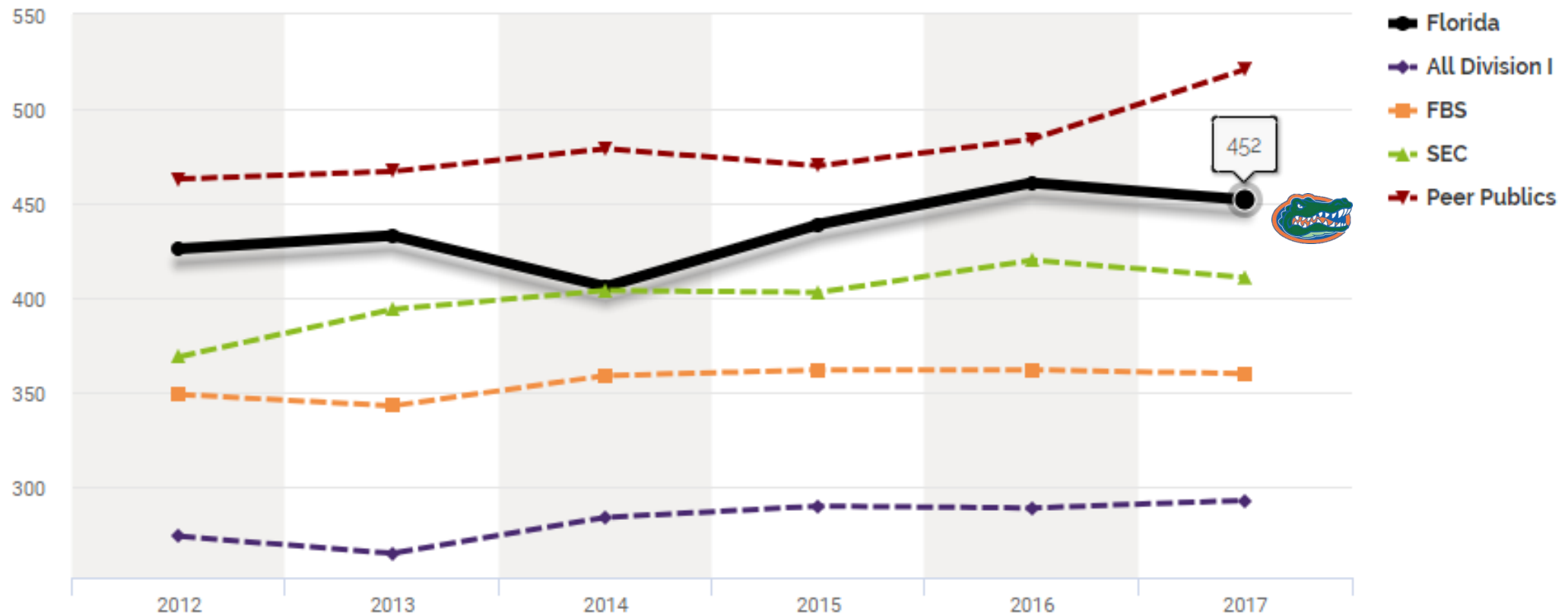
Current GPA

Current GPA



Scholarships Awarded

Number of Student-Athletes Receiving Athletics Aid





UF

Intercollegiate Athletics
Committee

UNIVERSITY *of* FLORIDA

**Graduation
Success Rate
(GSR)**

Graduation Success Rate (vs FGR)

- **FGR**

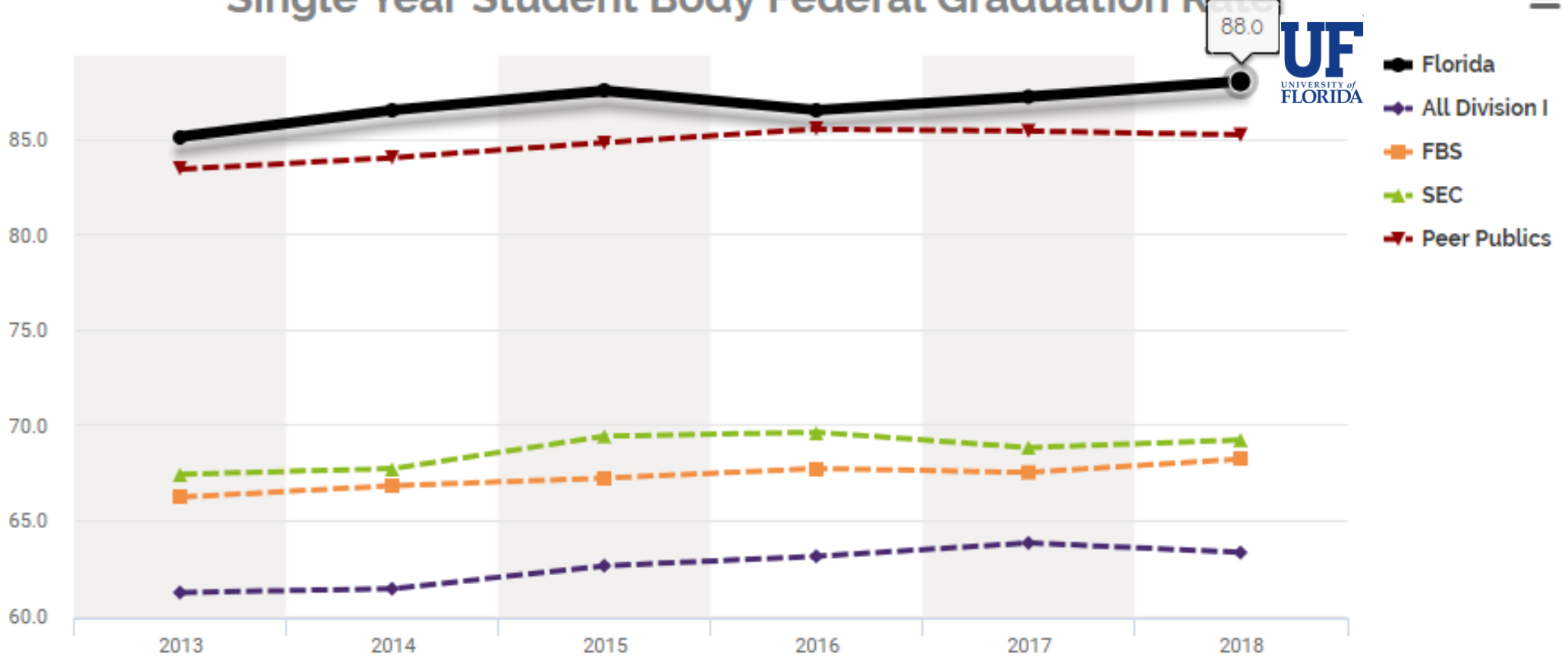
- Tracks graduation over 6 years
- Federally mandated calculation for all schools that offer athletic scholarships.
- Counts all transfers as academic failures
 - Essentially measures the percentage of students who complete a bachelors degree from their initial school within six years

- **GSR**

- Tracks graduation over 6 years
- NCAA DI metric
- Accounts for transfers in/out and mid-year enrollees.
- Student-athletes who depart a school while in good academic standing (would have met NCAA's and school's progress-toward-degree standards) **are passed from that school's cohort** to another school's cohort.
- Student-athletes who depart in poor academic standing are deemed non-graduates by both the Federal rate and the GSR.

UF vs. Peers Federal Graduation Rate

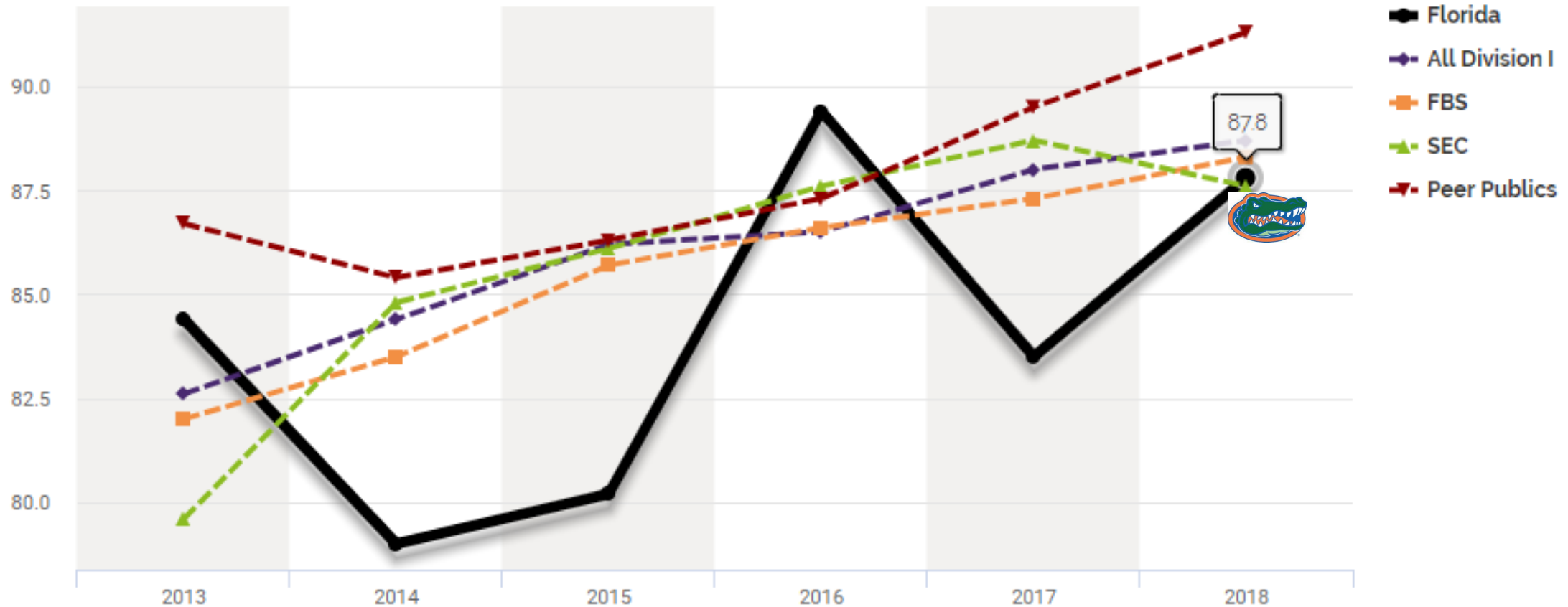
Single Year Student Body Federal Graduation Rate



GSR Trends

2013	2014	2015	2016	2017	2018
84.4	79.0	80.2	89.4	83.5	87.8

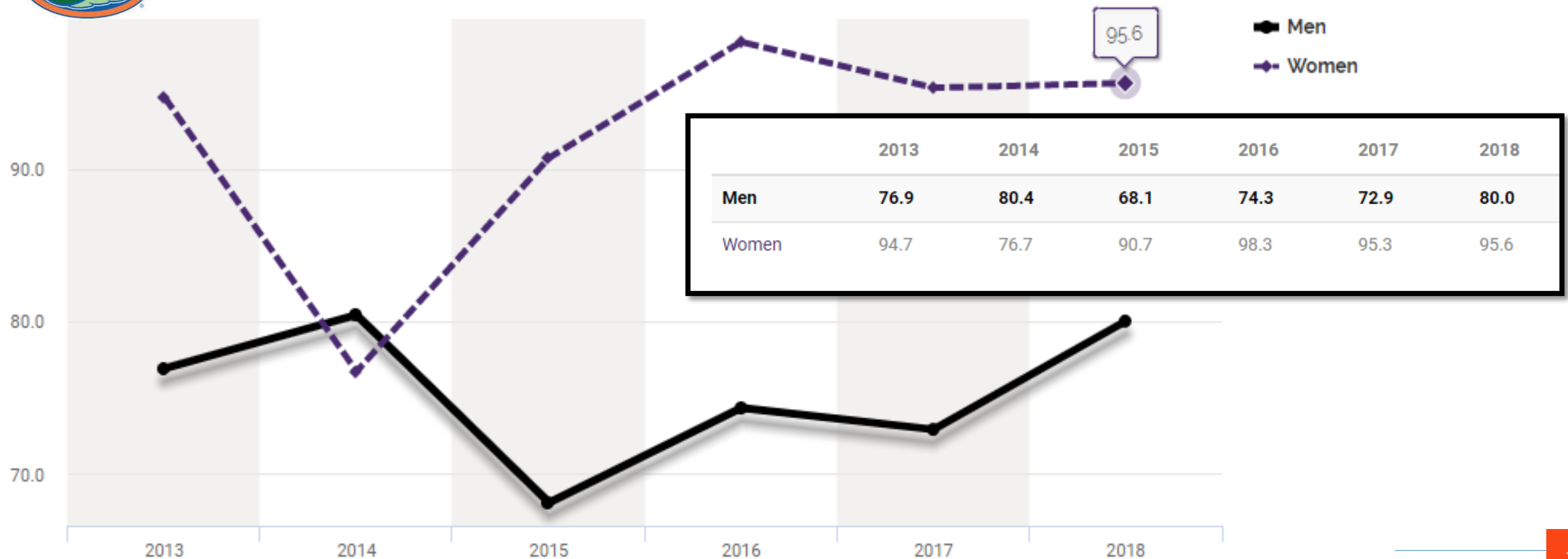
Single Year Graduation Success Rate



GSR by Gender



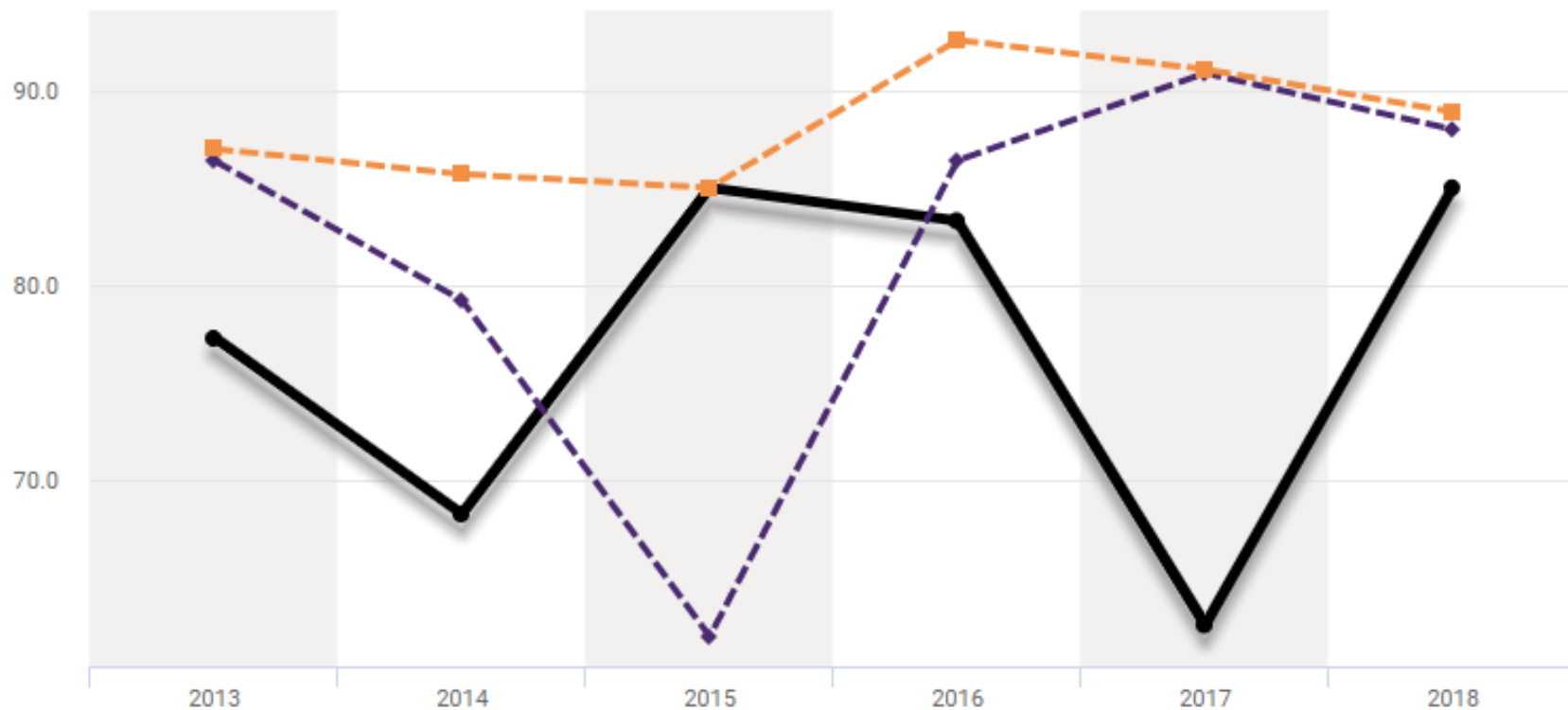
Single Year Graduation Success Rate



GSR by Race of Athlete



Single Year Graduation Success Rate



- African Am...
- Other
- White

	2018
African American	85.0
Other	88.0
White	88.9

Single Year GSR by Sport (Men)

	2013	2014	2015	2016	2017	2018
MBA - Baseball	83.3	50.0	100.0	100.0	75.0	80.0
MBB - Men's Basketball	100.0	100.0	50.0	100.0	60.0	100.0
MFB - Football	80.0	82.4	76.9	81.8	66.7	75.0
MGO - Men's Golf	100.0	100.0	50.0	100.0	75.0	100.0
MOT - Men's Other	-	-	-	-	-	-
MSW - Men's Swimming	50.0	100.0	56.3	42.9	77.8	76.9
MTE - Men's Tennis	100.0	66.7	100.0	100.0	100.0	50.0
MTR - Men's Track	77.8	66.7	66.7	70.0	66.7	80.0

Single Year GSR by Sport (Women)



	2013	2014	2015	2016	2017	2018
WBB - Women's Basketball	100.0	100.0	100.0	100.0	100.0	100.0
WGO - Women's Golf	100.0	50.0	100.0	100.0	-	100.0
WGY - Women's Gymnastics	100.0	50.0	100.0	100.0	75.0	100.0
WLA - Women's Lacrosse	-	100.0	100.0	100.0	100.0	100.0
WOT - Women's Other	-	-	-	-	-	-
WSB - Softball	100.0	100.0	100.0	100.0	100.0	85.7
WSO - Women's Soccer	100.0	100.0	100.0	100.0	100.0	100.0
WSW - Women's Swimming	90.0	40.0	81.3	100.0	100.0	83.3
WTE - Women's Tennis	50.0	100.0	66.7	100.0	100.0	-
WTR - Women's Track	100.0	83.3	100.0	90.9	90.9	100.0
WVB - Women's Volleyball	-	75.0	75.0	100.0	100.0	100.0

7 of 9
women's
teams had
GSR of
100% in
2018

Single Year GSR by Sport (Women)



	2013	2014	2015	2016	2017	2018
WBB - Women's Basketball	100.0	100.0	100.0	100.0	100.0	100.0
WGO - Women's Golf	100.0	50.0	100.0	100.0	-	100.0
WGY - Women's Gymnastics	100.0	50.0	100.0	100.0	75.0	100.0
WLA - Women's Lacrosse	-	100.0	100.0	100.0	100.0	100.0
WOT - Women's Other	-	-	-	-	-	-
WSB - Softball	100.0	100.0	100.0	100.0	100.0	85.7
WSO - Women's Soccer	100.0	100.0	100.0	100.0	100.0	100.0
WSW - Women's Swimming	90.0	40.0	81.3	100.0	100.0	83.3
WTE - Women's Tennis	50.0	100.0	66.7	100.0	100.0	-
WTR - Women's Track	100.0	83.3	100.0	90.9	90.9	100.0
WVB - Women's Volleyball	-	75.0	75.0	100.0	100.0	100.0

3 Teams
with 100%
GSR rates
2013-2018



UF

Intercollegiate Athletics
Committee

UNIVERSITY *of* FLORIDA

Annual Progress

Rate

(APR)

Annual Progress Rate (APR)

- **Based on RETENTION and ELIGIBILITY each SEMESTER**
 - Each student-athlete receiving athletically related financial aid **earns one point** for staying in school and one point for being academically eligible.
 - A **team's total points are divided by points possible** and then multiplied by 1,000 to equal the team's Academic Progress Rate.
 - In addition to a team's current-year APR, its rolling four-year APR is also used to determine accountability.

Fall Semester Outcomes

75 players finish the term academically eligible and are retained for the spring semester.



$$75 \times (2 \text{ of } 2) = 150 \text{ of } 150$$

3 players are retained for the spring semester but are academically ineligible.



$$3 \times (1 \text{ of } 2) = 3 \text{ of } 6$$

5 players leave the institution while academically eligible.



$$5 \times (1 \text{ of } 2) = 5 \text{ of } 10$$

2 players leave the institution while academically ineligible.



$$2 \times (0 \text{ of } 2) = 0 \text{ of } 4$$

Semester Total	158 of 170
APR Calculation	$158 / 170 = 0.929$ $0.929 \times 1,000 = 929 \text{ APR}$

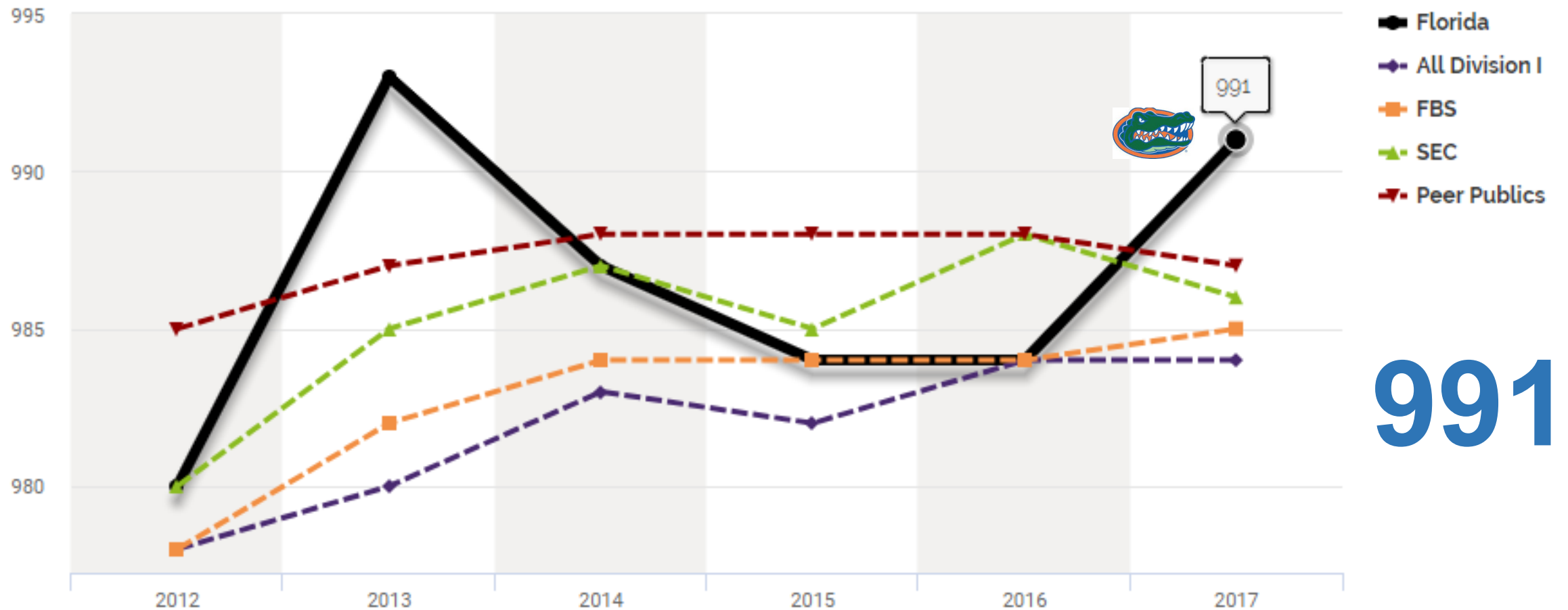
Football has 85 Scholarships

10 athletes failed to earn a total of 12 points

APR would be 929

Single Year APR

Single Year Academic Progress Rate (APR)



991

Single Year APR by Gender

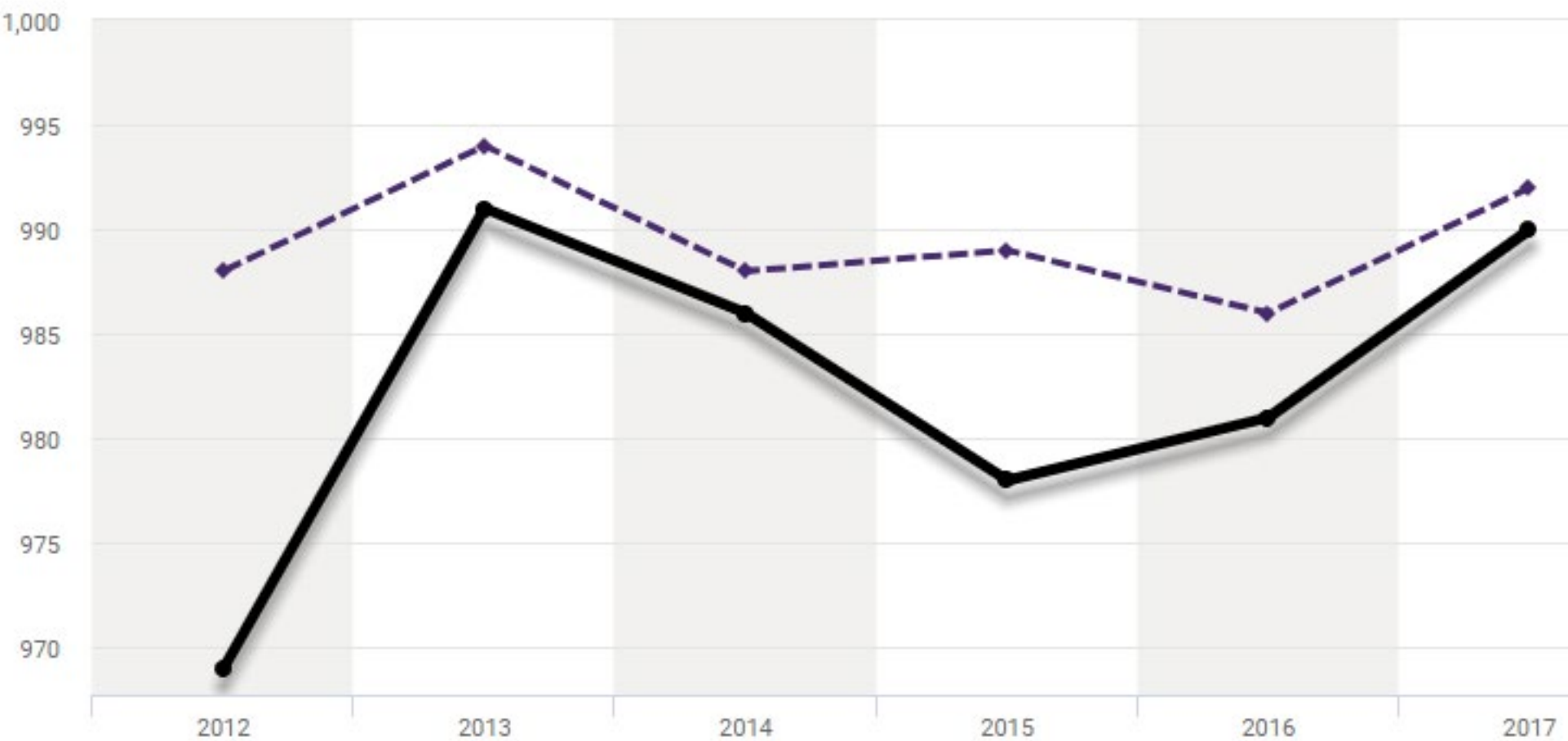
Single Year Academic Progress Rate (APR)



992

990

Men
Women



Multiyear APR (3 years)

Multiyear Academic Progress Rate (APR)



987

	Minimum	25th	50th	75th	Maximum
All Division I	854	977	982	988	998
FBS	963	979	983	988	996
SEC	975	985	988	989	994
Peer Publics	976	985	988	990	993

Florida 987
Peer Publics:
Maximum: 994
75th Percentile: 990
50th Percentile: 989
25th Percentile: 986
Minimum: 978

DI to distribute revenue based on academics

New model to allow schools with higher graduation rates, academic success to qualify for more funds

October 27, 2016 12:36pm | By Michelle Brutlag Hosick

Each school can earn one academic achievement unit per year if its student-athletes meet at least one of the following requirements:

- Earn an overall, single-year, all-sport Academic Progress Rate of 985 or higher.

GROWTH IN THE NEW ACADEMIC DISTRIBUTION PER SCHOOL

The size of the academic distribution could grow as projected below. The graph is based on approximately 228 schools per year qualifying for the academic distribution. The size of the unit would vary depending on how many schools qualify in a given year, projected to be about 66.3 percent of all Division I schools per year.



The points illustrate the payouts that year per qualifying school.

Single year
APR for all
sports of
985 or
higher.



IAC Website

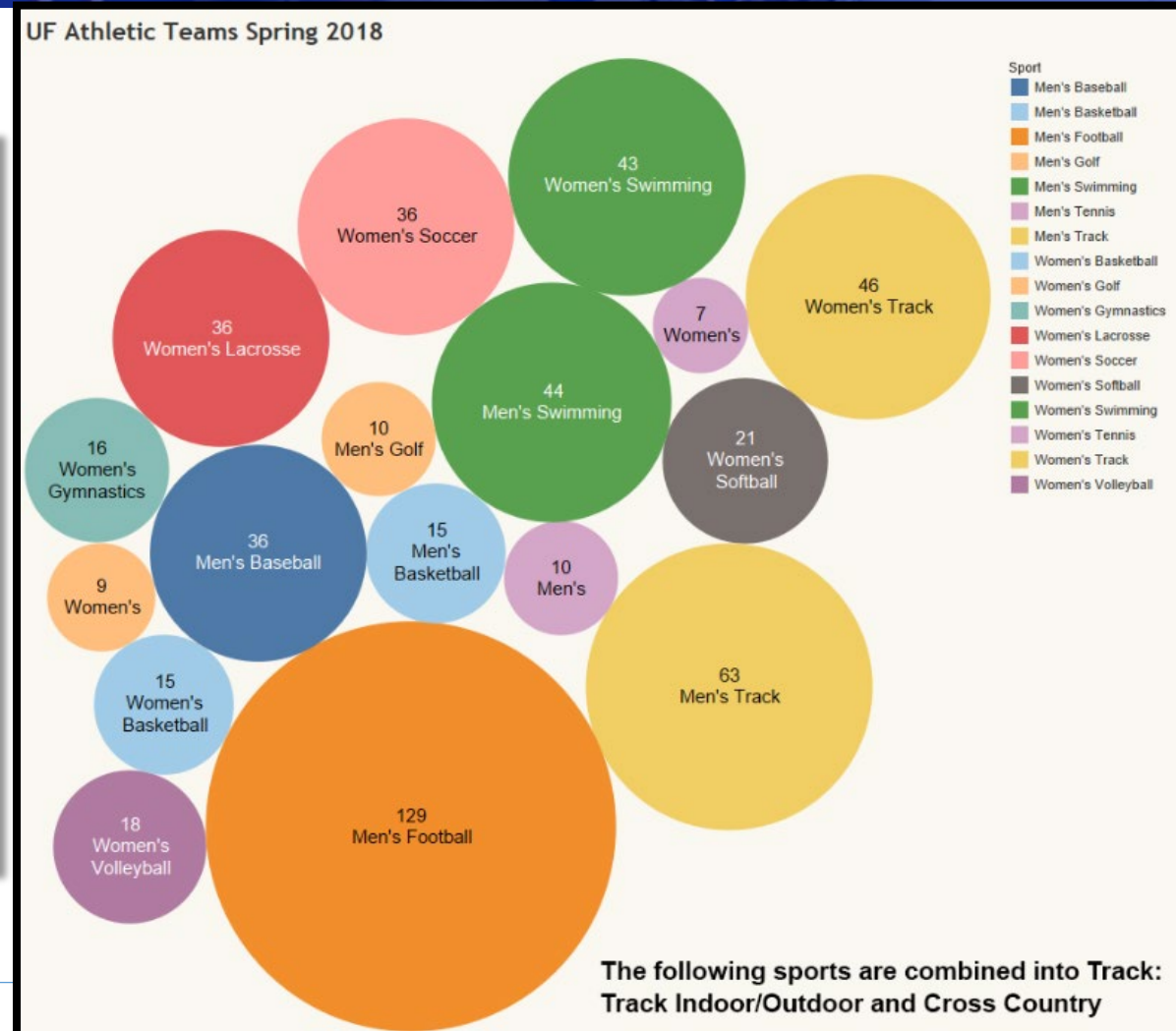
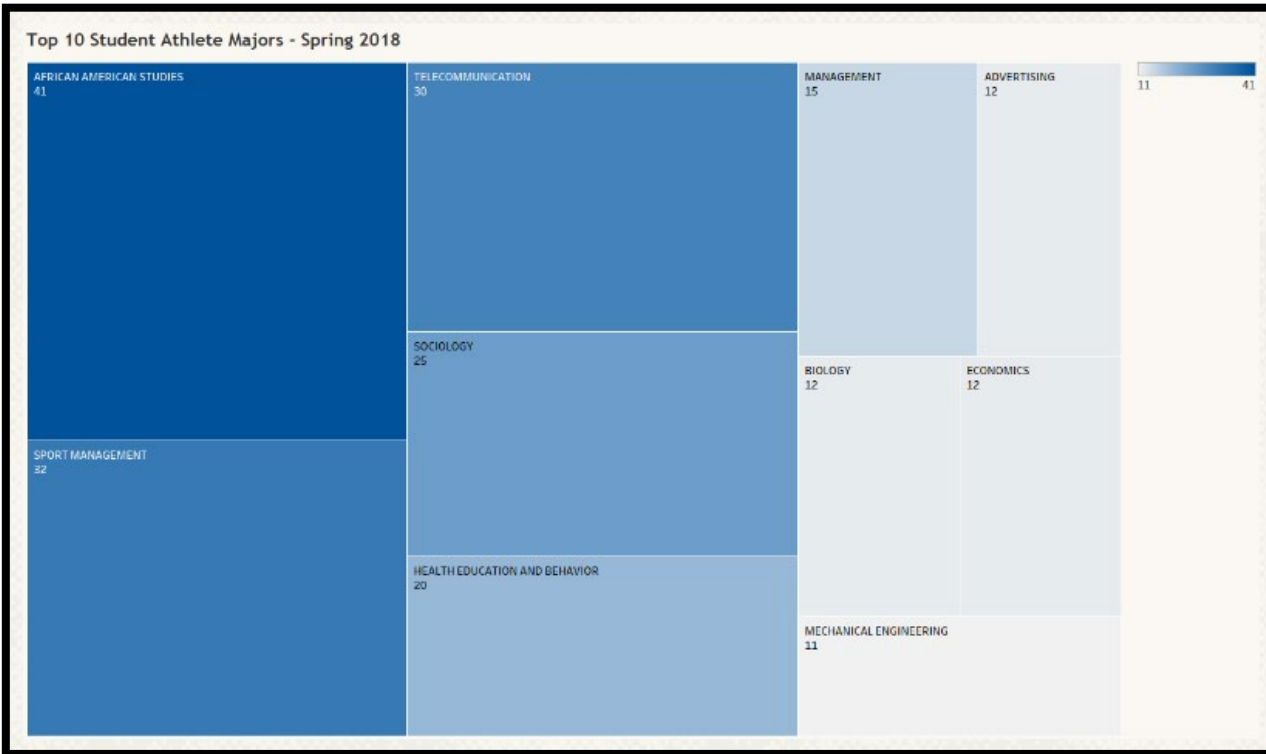
<http://iac.aa.ufl.edu>

HAWKINS CENTER



UF Intercollegiate Athletics
Committee
UNIVERSITY of FLORIDA

Data, Reports, and Feedback Opportunities





<http://iac.aa.ufl.edu>

The success of this mission is highly dependent on information sharing between faculty, student athletes, and the Athletic Association.

We encourage all interested parties to use this website and the related email address, IAC@aa.ufl.edu as a conduit for information, suggestions, questions and answers about the critical academic/athletic nexus.

COACH'S CORNER



UF

**Intercollegiate Athletics
Committee**

UNIVERSITY *of* FLORIDA

Thank you.

**Please email with questions,
comments, or
recommendations for the
IAC or the FAR**

FAR@aa.ufl.edu